



HEATING OIL

Hillside

HEATING + COOLING

NO HEAT CHECKLIST



OIL DELIVERY



HEATING



AIR CONDITIONING



SERVICE PLANS



COMMERCIAL FUELS



Keeping Your Paws
Comfy All Year Long!



NO HEAT CHECKLIST

If your furnace is sputtering or has come to a complete halt, prevent indoor temperatures from plummeting by calling **Hillside Heating & Cooling**. As heating furnace repair specialists serving New Castle County, DE, Cecil County, MD, and Southern Chester County, PA, we want to restore the heat in your home as soon as possible so you can be comfortable again. Before you call for furnace repair services, please read our "No Heat Checklist".

If your furnace still needs **repair services**, call Hillside Oil Heating & Cooling today at [302-738-4144](tel:302-738-4144) (DE&PA) or [410-398-2146](tel:410-398-2146) (MD). Hillside offers repairs, maintenance, and **FREE estimates** for new furnace sales and installation.

What To Do When You Have No Heat

No Heat Checklist For Oil-Fired Furnaces.

1. Check your thermostat.

- Make sure it's **set to HEAT** and the temperature is higher than the room temperature.
- Replace the batteries if the screen is blank or dim.

2. Make sure you have oil in your tank.

- **Locate your tank:** Usually in the basement or outside near the house.
- **Find the gauge:** A clear tube with a float on top of the tank. Like a car's gas gauge, the float rises and falls with the oil level.

 **Note: Gauges can be unreliable.** Confirm by dipping a clean stick into the tank.

- For a **275-gallon tank** (standard size), here's what the gauge means:
 - **F (Full)** \approx 275 gallons
 - $\frac{3}{4}$ \approx 200 gallons
 - $\frac{1}{2}$ \approx 130 gallons
 - $\frac{1}{4}$ \approx 70 gallons
 - $\frac{1}{8}$ \approx 40 gallons
 - **E (Empty)** \approx near empty

 **Pro Tip:** Order oil at $\frac{1}{4}$ **full** to avoid emergency runouts.

3. Locate the emergency shutoff switch.

- Look for a **red light-switch-style** control at the top of the basement stairs or beside your system.
- Make sure it's in the **ON** position – it can be flipped off accidentally by guests or kids.

4. Check your power source.

- Open your electrical panel (basement or utility room).
- Look for tripped breakers or blown fuses and reset if needed.
- No power = no heat. Sometimes this simple step is all it takes.

5. Reset your system.

- *On the burner, press the **red reset button** once only.*
- *Listen for the system to start. Close any access door you opened.*
- ***✗** If it doesn't start – or shuts down again – call for service immediately.*
- *Never press reset more than once: excess oil can flood the chamber and cause a dangerous ignition.*



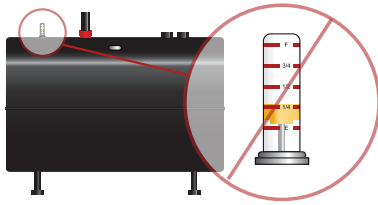
Pro Tips

- For more details: www.HillsideHVAC.com/heating/no-heat-checklist
- For peace of mind, sign up for our [Worry-Free Winter Program](#).
- *If you've tried the checklist and still have no heat, call us right away at **302-738-4144** (DE & PA) **410-398-2146** (MD) or contact us at www.HillsideHVAC.com/contact.*

NO HEAT CHECKLIST


What to do when your oil furnace has no heat.

- 1 Check your thermostat to make sure it's set to heat and set high enough to call for heat, meaning the desired temperature is higher than the room temperature. Also make sure if your thermostat requires batteries, the batteries are good.




- 2 Make sure you have oil in your tank. Do NOT always trust your gauge, they can be finicky.

- 3 Locate the emergency shutoff switch, usually located near the basement steps and/or next to your heating system. Make sure the switch is in the "ON" position. These switches look just like a light switch and accidentally get turned off if you have guests in your home. This happens more frequently than you might think.



- 4 Check for any blown fuses or tripped circuit breakers in your electrical box.

- 5 Sometimes a simple system reset is all that's needed. Locate your heating system's burner and press the reset button ONCE (and only ONCE) and listen for the system to start up. If you had to open a door to access your furnace be sure to close that door after pressing the reset button.



NO HEAT EMERGENCY

If you're heat is still not on and you have a furnace emergency, call Hillside Oil Heating and Cooling at **302-738-4144** or **410-398-5879** to schedule emergency service. Hillside offers furnace repairs, furnace maintenance, and FREE estimates for new furnace sales and installation in DE, PA, and MD.